

A Tree House



“Hurray! Hurray! We’re going to build a tree house today,” shouted Kate and Jake.

An old oak tree grew in the backyard of their new home. There were three low branches that were just right for a tree house.

First came Dad carrying the lumber for the floor, walls, and roof.

Next came Mom carrying a short ladder for climbing up into the tree.

After Mom came Uncle Mike carrying a saw for cutting the lumber.

Then came Kate carrying a can of paint and some brushes to paint the tree house.

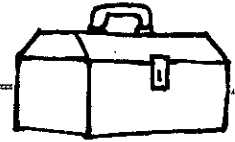
Jake came last carrying the toolbox and a bag of nails. They would need these to build the tree house. “We look like a parade!” laughed Jake.

It took all weekend to build the tree house. Everyone helped. They cut the lumber and nailed it in place. They painted it yellow and blue. Mom set the ladder against the tree so that Kate and Jake could climb up into the tree house.

“Wow! We did a great job,” said Kate. “Can we sleep in our tree house tonight? We have sleeping bags.”

“Not tonight,” said Mom. “It’s going to rain. You can sleep out when the weather is better.” And they did.

Name _____



Questions about *A Tree House*

1. Write was the tree house built?

2. What did the family use to build the tree house?

3. What were these used for?

lumber _____

saw _____

nails _____

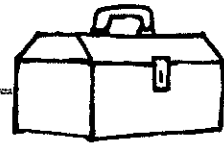
brushes _____

4. How long did it take to build the tree house?

5. Why didn't Kate and Jake sleep in the tree house as soon as it was finished?

6. Why could they build a tree house at their new home?

Name _____



What Happened Next?

Write the names in the order they marched to the oak tree.
What did each person carry?

First, _____ carried _____.

Second, _____ carried _____.

Third, _____ carried _____.

Fourth, _____ carried _____.

Last, _____ carried _____.

Who Said It?

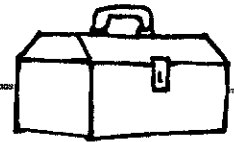
1. "We look like a parade!" _____

2. "We're going to build a tree house." _____ and _____

3. "It's going to rain." _____

4. "Wow! We did a great job." _____

Name _____



What Does It Mean?

Write the words under the pictures. You will not use all of the words.

ladder
hammer
saw

lumber
nails
flashlight

sleeping bag
screwdriver
toolbox

 _____	 _____	 _____
 _____	 _____	 _____

Write sentences using three of the words.

1. _____
2. _____
3. _____

In a Toolbox

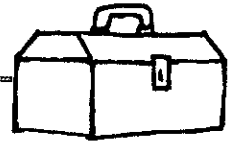
Find these tools in the toolbox.

✓ nails
hammer
screwdriver

wrench
saw
pliers

s c r e w d r i v e r
n a i l s h a m m e r
p l i e r s x s a w z
t u l w r e n c h x y

Name _____



It Says A

Read these long a words to a friend.


Jake	say	paint
cake	way	rain
make	stay	train
skate	clay	brain
state	play	wait

Write the missing letters.

ay

a-e


ai



K _ t _




p _ _ nt



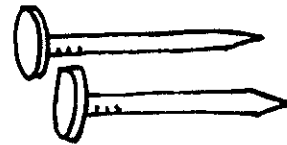
h _ _



cl _ _



r _ k _



n _ _ ls

Name _____



_____ **'s Tree House**
(your name)

What would you need to build a tree house?

How would you build it?

Draw what it would look like.

A large, empty rectangular box with a solid black border, intended for a student to draw their tree house design.